


MUNAK CHEMICALS LIMITED  
 Regd. Office: 5458, Hazi Rattan Gate Mini Secretariat Bathinda- Punjab -151005  
 Email id: munakchem1980@gmail.com CIN: L24299PB1980PLC004147

Introductory sub-table (I)(a)


Name of the Company: MUNAK CHEMICALS LIMITED			
Scrip Code: 506906, Name of the scrip: MUNAK CHEMICALS LIMITED, class of security: Equity			
Quarter ended: 30.06.2015			
<b>Partly paid-up shares:-</b>			
	No. of partly paid-up shares	As a % of total no. of partly paid-up shares	As a % of total no. of shares of the company
Held by promoter/promoter group	0	0	0
Held by public	101610	0.95	0.95
<b>Total</b>	<b>101610</b>	<b>0.95</b>	<b>0.95</b>
<b>Outstanding convertible securities:- No. of outstanding securities</b>			
	No. of outstanding securities	As a % of total no. of outstanding convertible securities	As a % of total no. of shares of the company, assuming full conversion of the convertible securities
Held by promoter/promoter group	0	0	0
Held by public	0	0	0
<b>Total</b>	<b>0</b>	<b>0</b>	<b>0</b>
<b>Warrants:-</b>			
	No. of warrants	As a % of total no. of warrants	As a % of total no. of shares of the company, assuming full conversion of warrants
Held by promoter/promoter group	0	0	0
Held by public	0	0	0
<b>Total</b>	<b>0</b>	<b>0</b>	<b>0</b>
Total paid-up capital of the company, assuming full conversion of warrants and convertible securities		10732272	



Statement Showing Shareholding Pattern									
Category code	Category of Shareholder	Number of Shareholders	Table (I)(a)			Total shareholding as a percentage of total number of shares		Shares Pledged or otherwise encumbered	
			Total number of shares	Number of shares held in dematerialized form	As a percentage of (A+B) <sup>1</sup>	As a percentage of (A+B+C)	Number of shares	As a percentage	
(I)	(II)	(III)	(IV)	(V)	(VI)	(VII)	(VIII)	(IX)= (VIII)/(IV)*100	
(A)	<b>Shareholding of Promoter and Promoter</b>								
1	<b>Indian</b>								
(a)	Individuals/ Hindu Undivided Family	1	46502	0	0.43	0.43	0	0.00	
(b)	Central Government/ State Government(s)	0	0	0	0.00	0.00	0	0.00	
(c)	Bodies Corporate	3	2000000	0	18.64	18.64	0	0.00	
(d)	Financial Institutions/ Banks	0	0	0	0.00	0.00	0	0.00	
(e)	Any Others(Specify)	0	0	0	0.00	0.00	0	0.00	
(e-i)					0.00	0.00	0	0.00	
(e-ii)					0.00	0.00		0.00	
	<b>Sub Total(A)(1)</b>	<b>4</b>	<b>2046502</b>	<b>0</b>	<b>19.07</b>	<b>19.07</b>	<b>0</b>	<b>0.00</b>	
2	<b>Foreign</b>								
a	Individuals (Non-Residents Individuals/ Foreign Individuals)	0	0	0	0.00	0.00	0	0.00	
b	Bodies Corporate	0	0	0	0.00	0.00	0	0.00	
c	Institutions	0	0	0	0.00	0.00	0	0.00	
d	Qualified Foreign Investor	0	0	0	0.00	0.00	0	0.00	
e	Any Others(Specify)	0	0	0	0.00	0.00	0	0.00	
e-i					0.00	0.00		0.00	
e-ii									
	<b>Sub Total(A)(2)</b>	<b>0</b>	<b>0</b>	<b>0</b>	<b>0.00</b>	<b>0.00</b>	<b>0</b>	<b>0.00</b>	
	<b>Total Shareholding of Promoter and</b>	<b>4</b>	<b>2046502</b>	<b>0</b>	<b>19.07</b>	<b>19.07</b>	<b>0</b>	<b>0.00</b>	



<b>(B)</b>	<b>Public shareholding</b>						
<b>I</b>	<b>Institutions</b>						
(a)	Mutual Funds/ UTI	0	0	0	0.00	0.00	
(b)	Financial Institutions/ Banks	6	521180	0	4.86	4.86	
(c)	Central Government/ State Government(s)						
		0	0	0	0.00	0.00	
(d)	Venture Capital Funds	0	0	0	0.00	0.00	
(e)	Insurance Companies	0	0	0	0.00	0.00	
(f)	Foreign Institutional Investors	0	0	0	0.00	0.00	
(g)	Foreign Venture Capital Investors	0	0	0	0.00	0.00	
(h)	Qualified Foreign Investor	0	0	0	0.00	0.00	
(i)	Any Other (specify)	0	0	0	0.00	0.00	
(i-i)					0.00	0.00	
(i-ii)							
	<b>Sub-Total (B)(1)</b>	<b>6</b>	<b>521180</b>	<b>0</b>	<b>4.86</b>	<b>4.86</b>	
<b>B 2</b>	<b>Non-institutions</b>						
(a)	Bodies Corporate	51	457102	0	4.26	4.26	
(b)	Individuals				0.00	0.00	
	Individuals -i. Individual shareholders holding nominal share capital up to Rs 1 lakh	17431	1365968	0	12.73	12.73	
	II ii. Individual shareholders holding nominal share capital in excess of Rs. 1 lakh.	11	6292400	0	58.63	58.63	
(c)	Qualified Foreign Investor			0	0.00	0.00	
(d)	Any Other (specify)			0	0.00	0.00	
(d-i)	NRI	54	49120	0	0.46	0.46	
(d-ii)							
	<b>Sub-Total (B)(2)</b>	<b>17547</b>	<b>8164590</b>	<b>0</b>	<b>76.08</b>	<b>76.08</b>	
<b>(B)</b>	<b>Total Public Shareholding (B)= (B)(1)+(B)(2)</b>	<b>17553</b>	<b>8685770</b>	<b>0</b>	<b>80.93</b>	<b>80.93</b>	
	<b>TOTAL (A)+(B)</b>	<b>17557</b>	<b>10732272</b>	<b>0</b>	<b>100.00</b>	<b>100.00</b>	
<b>(C)</b>	<b>Shares held by Custodians and against which Depository Receipts have been issued</b>						
1	Promoter and Promoter Group				0.00	0.00	
2	Public				0.00	0.00	
	<b>Sub-Total (C)</b>	<b>0</b>	<b>0</b>	<b>0</b>	<b>0</b>	<b>0</b>	
	<b>GRAND TOTAL (A)+(B)+(C)</b>	<b>17557</b>	<b>10732272</b>	<b>0</b>	<b>100.00</b>	<b>100.00</b>	<b>0.00</b>



MUNAK CHEMICALS LIMITED  
Regd. Office: 5458, Hazi Rattan Gate Mini Secretariat Bathinda- Punjab -151005  
Email id: munakchem1980@gmail.com CIN: L24299PB1980PLC004147

Sr.No	Notes
1	Out of the total issued capital of Rs. 10,73,22,720/- divided into 10732272 equity Shares of Rs. 10/- each, listing approval for 20,00,000 Equity Shares allotted Pursuant to scheme of rehabilitation sanctioned by AAIFR and approved by BIFR vide its order dated 29th July, 1998 is pending with BSE Limited.
2	
3	
4	
5	
6	
7	
8	
9	



**(I)(b) Statement showing holding of securities (including shares, warrants, convertible securities) of persons belonging to the category "Promoter and Promoter Group"**

Sr. No.	Name of the shareholder	Details of Shares held		Encumbered shares (*)			Details of warrants		Details of convertible securities		Total shares (including underlying shares assuming full conversion of warrants and convertible securities) as a % of diluted share capital
		Number of shares held	As a % of grand total (A)+(B)+(C)	No.	As a percentage	As a % of grand total (A)+(B)+(C) of sub-clause (I)(a)	Number of warrants held	As a % total number of warrants of the same class	Number of convertible securities held	As a % total number of convertible securities of the same class	
(I)	(II)	(III)	(IV)	(V)	(VI)=(V)/(III)*100	(VII)	(VIII)	(IX)	(X)	(XI)	(XII)
1	Rita Garg	46502	0.43		0.00	0.00	0	0		0	0.43
2	Alpha Antibiotics Ltd	1350000	12.58		0.00	0.00	0	0		0	12.58
3	Kesho Ram Leasing Ltd.	150000	1.40		0.00	0.00	0	0		0	1.40
4	Munak Engineers (P) Ltd	500000	4.66		0.00	0.00	0	0		0	4.66
5											
6											
7											
8											
<b>TOTAL</b>		<b>2046502</b>	<b>19.07</b>	<b>0</b>	<b>0.00</b>	<b>0.00</b>	<b>0</b>	<b>0</b>	<b>0</b>	<b>0</b>	<b>19.07</b>

(\*) The term "encumbrance" has the same meaning as assigned to it in regulation 28(3) of the SAST Regulations, 2011

  
 Munak Chemicals Limited  
 D Shettymer

(1)(c)(i) Statement showing holding of securities (including shares, warrants, convertible securities) of persons belonging to the category "Public" and holding more than 1% of the total number of shares

Sr. No.	Name of the shareholder	Number of shares held	Shares as a percentage of total number of shares (i.e., Grand Total (A)+(B)+(C) indicated in Statement at para (I)(a) above)	Details of warrants		Details of convertible securities		Total shares (including underlying shares assuming full conversion of warrants and convertible securities) as a % of diluted share capital
				Number of warrants held	As a % total number of warrants of the same class	Number of convertible securities held	% w.r.t total number of convertible securities of the same class	
1	Saurabh Patel	1063300	9.91	0	0	0	0	9.91
2	Tapasya Sheth	974900	9.08	0	0	0	0	9.08
3	Minaben Shah	1051000	9.79	0	0	0	0	9.79
4	Pulkit Shah	1096500	10.22	0	0	0	0	10.22
5	Jaydeep Suthar	1037400	9.67	0	0	0	0	9.67
6	Deepak Kapre	1000000	9.32	0	0	0	0	9.32
7	Industrial Finance Corp. of India	212280	1.98	0	0	0	0	1.98
8	ICICI Trusteeship Services Ltd.	200100	1.86	0	0	0	0	1.86
9	3A Capital Services Limited	305250	2.84	0	0	0	0	2.84
			<b>0.00</b>	0	0	0	0	0.00
				0	0	0	0	0.00
<b>TOTAL</b>		<b>6940730</b>	<b>64.67</b>	<b>0</b>	<b>0</b>	<b>0</b>	<b>0</b>	<b>64.67</b>



(I)(c)(ii) Statement showing holding of securities (including shares, warrants, convertible securities) of persons (together with PAC) belonging to the category "Public" and holding more than 5% of the total number of shares of the company

Sr. No.	Name(s) of the shareholder(s) and the Persons Acting in Concert (PAC) with them	Number of shares	Shares as a percentage of total number of shares (i.e., Grand Total (A)+(B)+(C) indicated in Statement at para (I)(a) above)	Details of warrants		Details of convertible securities		Total shares (including underlying shares assuming full conversion of warrants and convertible securities) as a % of diluted share capital
				Number of warrants	As a % total number of warrants of the same class	Number of convertible securities held	% w.r.t total number of convertible securities of the same class	
1	Saurabh Patel	1063300	9.91	0	0		0	9.91
2	Tapasya Sheth	974900	9.08	0	0		0	9.08
3	Minaben Shah	1051000	9.79	0	0		0	9.79
4	Pulkit Shah	1096500	10.22	0	0		0	10.22
5	Jaydeep Suthar	1037400	9.67	0	0		0	9.67
6	Deepak Kaprer	1000000	9.32	0	0		0	9.32
				0	0		0	
<b>TOTAL</b>		<b>6223100</b>	<b>57.98</b>	<b>0</b>	<b>0</b>	<b>0</b>	<b>0</b>	<b>57.98</b>




MUNAK CHEMICALS LIMITED

Regd. Office: 5458, Hazi Rattan Gate Mini Secretariat Bathinda- Punjab -151005  
Email id: munakchem1980@gmail.com CIN: L24299PB1980PLC004147

(I)(d) Statement showing details of locked-in shares

Sr. No.	Name of the shareholder	Number of locked-in shares	Locked-in shares as a percentage of total number of shares (i.e., Grand Total (A)+(B)+(C) indicated in Statement at para (I)(a) above)
1	NIL		0.00
2			0.00
3			0.00
4			0.00
5			0.00
6			0.00
7			0.00
8			0.00
9			0.00
			0.00
			0.00
			0.00
TOTAL		0	0.00

  
P. Sharma



MUNAK CHEMICALS LIMITED  
 Regd. Office: 5458, Hazi Rattan Gate Mini Secretariat Bathinda- Punjab -151005  
 Email id: munakchem1980@gmail.com CIN: L24299PB1980PLC004147

(II)(a) Statement showing details of Depository Receipts (DRs)

Sr. No.	Type of outstanding DR (ADRs, GDRs, SDRs, etc.)	Number of outstanding DRs	Number of shares underlying outstanding DRs	Shares underlying outstanding DRs as a percentage of total number of shares [i.e., Grand Total (A)+(B)+(C) indicated in Statement at para (I)(a) above]
1	NIL			0.00
2				0.00
3				0.00
4				0.00
5				0.00
6				0.00
7				0.00
8				0.00
9				0.00
				0.00
				0.00
<b>TOTAL</b>		<b>0</b>	<b>0</b>	<b>0.00</b>



(II)(b) Statement showing holding of Depository Receipts (DRs), where underlying shares held by "promoter/promoter group" are in excess of 1% of the total number of shares

Sr. No.	Name of the DR Holder	Type of outstanding DR (ADRs, GDRs, SDRs, etc.)	Number of shares underlying outstanding DRs	Shares underlying outstanding DRs as a percentage of total number of shares [i.e., Grand Total (A)+(B)+(C) indicated in Statement at para (I)(a) above]
1	NIL			
2				0.00
3				0.00
4				0.00
5				0.00
6				0.00
7				0.00
8				0.00
9				0.00
				0.00
				0.00
				0.00
				0.00
				0.00
				0.00
TOTAL			0	0.00

